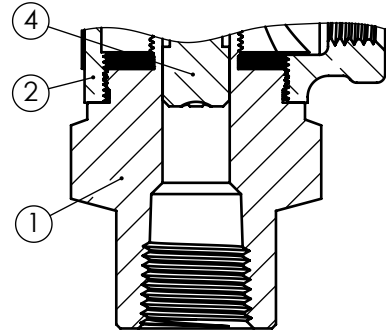
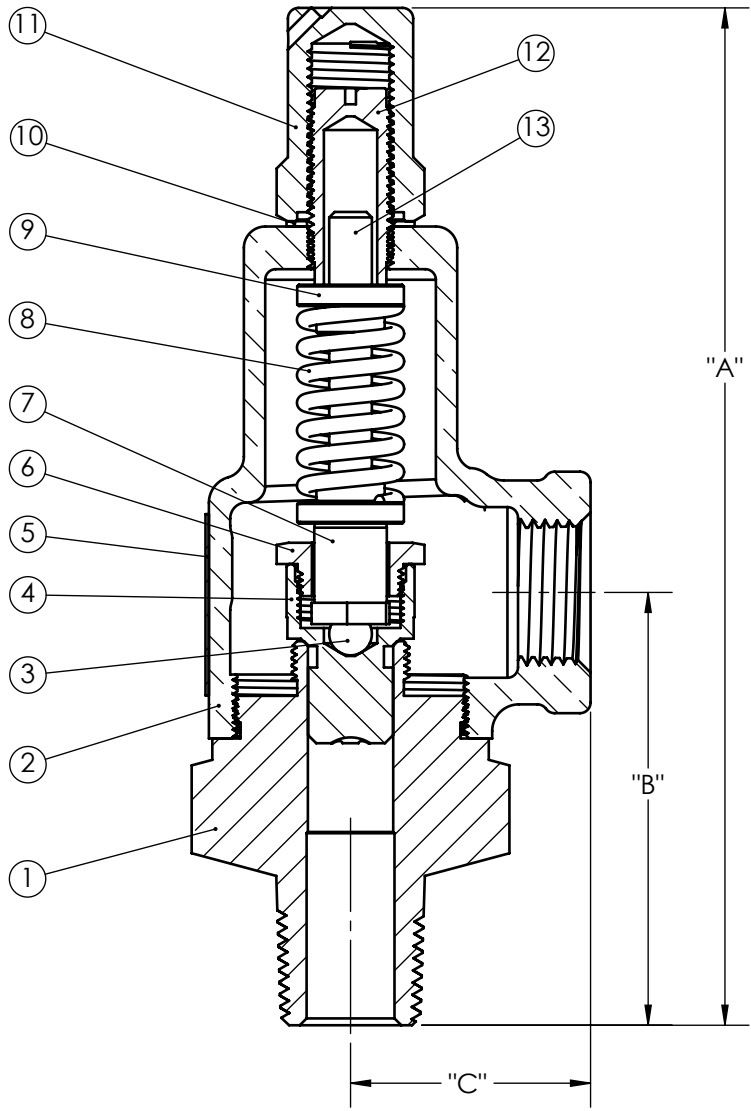
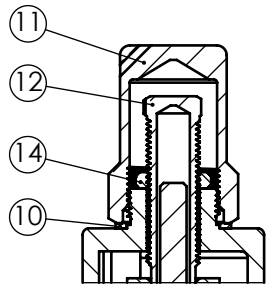


Aquatrol Inc. is the owner of this print and design thereon



Female Connections
"A" Dimensions same as Male



Hood Configuration
for 1" and up

ITEM	DESC.	MODEL / MATERIAL	
		Brass	Stainless
1	Body	B16 / B283-C37700	316 SS
2	Bonnet	B584-C84400	B584-C84400
3	Ball	S.S.	S.S.
4	Disc	B62-C83600	316 SS
5	Nameplate	Aluminum	Aluminum
6	Disc Nut	B16	B16
7	Spring Support	B16	B16
8	Spring	Stainless	Stainless
9	Spring Plate	B16	B16
10	Washer	Nylon	Nylon
11	Hood	B16	B16
12	Pressure Screw	B16	B16
13	Spring Post	B16	B16
14	Locknut	B16	B16

Size I.D.	Max. P.S.I.	Connections		Closed Cap		
		Inlet	Outlet	"A"	"B"	"C"
A1	600	1/2"	1/2"	6"	2-1/2"	1-3/8"
A2	600	1/2"	3/4"	6"	2-1/2"	1-3/8"
B1	600	3/4"	3/4"	6-1/4"	2-5/8"	1-1/2"
B2	600	3/4"	1"	6-1/4"	2-5/8"	1-1/2"
C1	600	1"	1"	7-3/8"	2-7/8"	1-3/4"
C2	600	1"	1-1/4"	7-3/8"	2-7/8"	1-3/4"
D1	400	1-1/4"	1-1/4"	8-1/4"	3-3/8"	2"
D2	400	1-1/4"	1-1/2"	8-1/4"	3-3/8"	2"
E1	400	1-1/2"	1-1/2"	9-1/2"	3-1/2"	2-1/8"
E2	400	1-1/2"	2"	9-1/2"	3-1/2"	2-1/8"
F1	400	2"	2"	11"	3-7/8"	2-5/8"
F2	400	2"	2-1/2"	11"	3-7/8"	2-5/8"
G1	300	2-1/2"	2-1/2"	13"	5-1/4"	3-1/2"
G2	300	2-1/2"	3"	13"	5-1/4"	3-1/2"
H1	300	3"	3"	13-1/4"	5-5/8"	3-1/2"

Series 69 Liquid Relief Valve
Adjustable - Non-Code

Inlet Sizes from 1/2" to 3"
Max. 600 P.S.I.
Max. Temp 406°F

Notes:

- 1) 2-1/2" - 3" bodies are cast B62-C83600
- 2) 1/2" and 3/4" use hood as locknut for the pressure screw.
- 3) Springs on 2-1/2" and 3" are Zinc plated Oil tempered wire.

Aquatrol
VALVE COMPANY, INC.

PART NAME: Series 69

Date: 3/14/2016 Part Number

Drawn by: 3-6900

Approved by:

Revised: 7/14/2017